

COBY'S CORNER



RBS of the Month

March 3, 2008

K.I.M.

Volume 4 Issue 1

For vocabulary words and new ideas

Directions: Write the term or key idea (**K**) in the left column, the information (**I**) that goes along with it in the center column, and draw a picture of the idea, a memory clue, (**M**) in the right column.


The **key idea** may be a new vocabulary word, or a new concept.

The **information** may be a definition or it may be a more technical explanation of the concept. The **memory clue** is a way for students to fully integrate the meaning of the key idea into their memories. By making a simple sketch that explains the key idea, students synthesize and interpret the new information, making it their own. Then, students can reference their drawings to easily remember new key ideas.

Issue Features

- ✓ RBS of the Month
- ✓ Find Wiley
- ✓ New Materials
- ✓ Teacher Celebrations

K Key idea	I Information	M Memory Clue
1. drought	Little or no rain over a period of time	
2. coup	Takeover of government by military	
3. sovereignty	Political independence	



Read Across America
Week

March 3-7

Where's Wiley

Clue #1

I have no length, no width, and no mass but I can be measured.

Clue #2

I make you comfortable.

GOOD LUCK!!!!!!!



Oh where, oh where, has our dear Wiley gone?

Oh where, oh where, can he be???

Jennifer Kitchens knows where he is!! Now let's see if you can figure it out. This is a tough one....Maybe the 2nd clue will help!!

Materials

I have an extra kidney shaped table if anyone is interested.

I'd like to say thanks to Mrs. Reeves, Mrs. Nunnelley, and several others that have checked out materials.

I'm still in the process of trying to buy several iPods to download audio books onto. If you know of any websites where I can download books free, please share those with me.


Laureen

Available for checkout

- ◆ 2 rolling easels (Coach Hampton has checked out one of these)
- ◆ many sets of books for literacy circles
- ◆ clip boards
- ◆ small whiteboards
- ◆ picture books
- ◆ chart paper
- ◆ teacher resource books - I have organized my shelves into content areas, maybe this will help you locate more materials.
- ◆ timers

Consumable Supplies

- ◆ post-it notes
- ◆ index cards
- ◆ sentence strips
- ◆ post-it flags to mark the text



Teacher Celebrations

Congratulations!!!!

The writing exam is over and you are all to be commended for working on writing skills throughout all content areas.

Please find time to thank Mrs. Kutner and Mrs. Dandridge for their hard work and dedication when it comes to preparing our 7th graders. **THANKS!!**

I'd also like to thank Mrs. Reeves for reading with her class every day at the beginning of 6th period. She checked out a set of books, Bernie Macgruder and the Bats in the Belfry from me. They are reading this together.

During your next planning time, try to take a quick walk through all the hallways. Mrs. Little's stu-

dents are learning about the solar system and have posted lots of interesting facts in their hallway. Ms. White's students have been creating menus and incorporating lots of great adjectives. These are only a couple of examples of all the great strategies that we're using.


Also, the next time you see an eighth grader ask him/her about their element character they created. For example, Brad Firch created Commander Cobalt. Be sure to ask him how he came up with that. It's very interesting!!

REMEMBER, I would love to come to your class and model a strategic lesson for you. Just ask!!!



BOOK STUDY

We will read Do You Know Enough About Me to Teach Me? by Stephen Peters. I have heard him speak and am very excited about sharing his book with you. I also believe that he will be coming to Guntersville this summer for a 1 day conference. I'll let you know more about that when I know more. So far I have 10 people interested. I will order books by next Friday, so if you haven't already told me to get you a book, now is the time.



READ ACROSS AMERICA



Today is the day that our country will celebrate the birthday of Dr. Seuss. At 8:00 you can listen to Rick and Bubba read [Green Eggs and Ham](#) and at 8:45 the following students will be dismissed to participate in a parade for GES. The band will lead the parade followed by students dressed up as various book characters.

Students Participating

Jordan Pannell

Kelsie Ragsdale

Lucy Bradley

Caleb Williams

Kathryn Anderson

Whitney Beth Sims

Payton Whitaker

Kristen Sims

Carley Bridges

Mary Elizabeth Oliver

Maggie Franklin

Anna Lyse Alldredge

Laura Coby

Ansley King

Taylor Ann Vanzandt

Jordan Glassco

Mallory Alves

Liz Brazelton

Sam Cox

Bryneth Buckner

Beth Pritchett

Sydney Jones

Taylor Hayes

Catie Leak